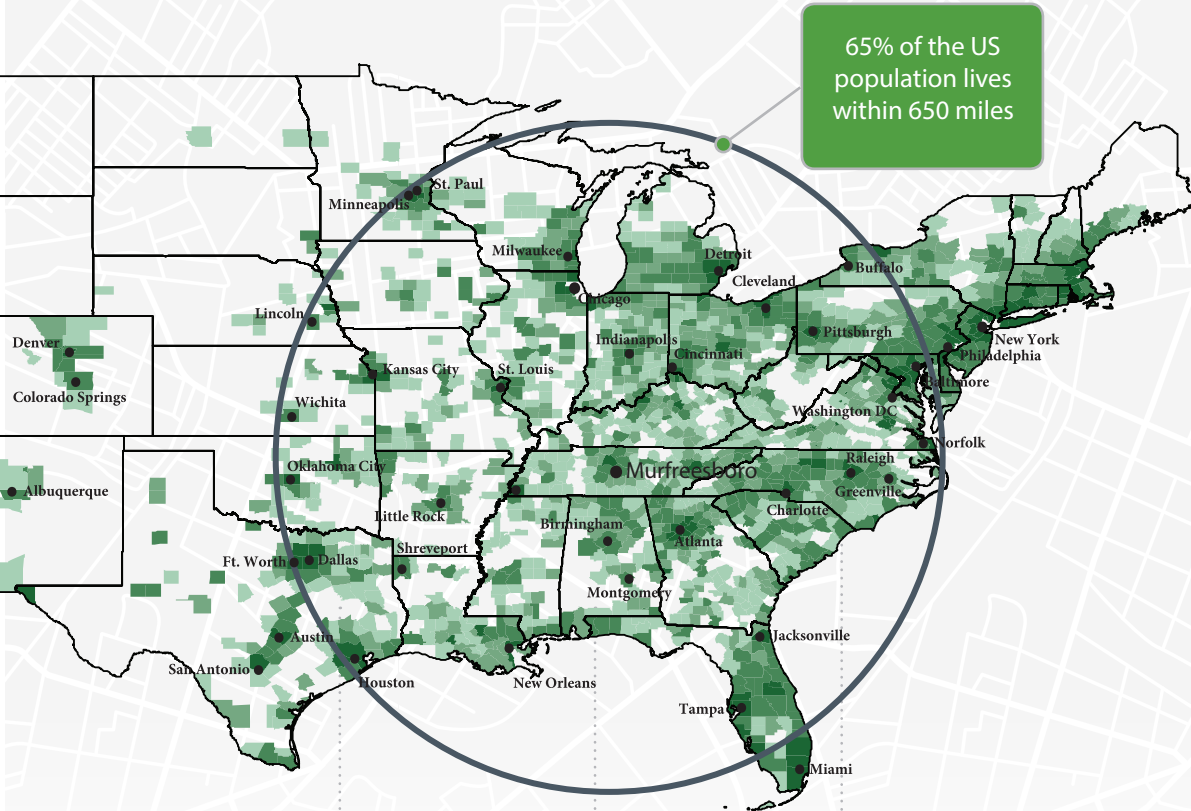


Rutherford County, TN Community Snapshot

rutherford
works

It's the people you need now. It's the people you will need tomorrow.



98.5

Nashville MSA Cost of Living Index vs. National Average of 100

Source: 1st Quarter 2020 ACCRA Cost of Living Index

8th

Fastest Growing Midsize City in the US with 20 new residents per day

Source: Census, 2019

6th

Best Place to Buy a Home in the US (Murfreesboro)

Source: WalletHub 2020

#1

Largest suburb in the Nashville MSA

| | | | |
|----------------------------------|----------------------------------|---|--------------------------------------|
| NISSAN 8,000 Employees | INGRAM 1,918 Employees | Saint Thomas Health 1,741 Employees | amazon.com 1,490 Employees |
|----------------------------------|----------------------------------|---|--------------------------------------|

| | | |
|-----------------------------------|--------------------------------------|-----------------------------------|
| asurion 1,250 Employees | State Farm 1,100 Employees | verizon 1,068 Employees |
|-----------------------------------|--------------------------------------|-----------------------------------|

| | | |
|---|----------------------------------|-------------------------------------|
| General Mills 1,028 Employees | ADIENT 1,000 Employees | BRIDGESTONE 975 Employees |
|---|----------------------------------|-------------------------------------|

rutherford
works

Quick Facts



Rutherford County

2020 Population: 337,508
 2025 Projection: 364,742 (+8.0%)
 Households: 123,514
 Avg. HH Income: \$92,272
 Med. HH Income: \$74,917

City of Murfreesboro

2020 Population: 145,791
 2025 Projection: 156,944 (+7.6%)
 Households: 55,501
 Avg. HH Income: \$91,156
 Med. HH Income: \$71,185

Town of Smyrna

2020 Population: 52,324
 2025 Projection: 56,665 (+8.3%)
 Households: 19,659
 Avg. HH Income: \$81,820
 Med. HH Income: \$69,670

City of La Vergne

2020 Population: 40,595
 2025 Projection: 44,095 (+8.6%)
 Households: 13,322
 Avg. HH Income: \$87,221
 Med. HH Income: \$71,468

City of Eagleville

2020 Population: 765
 2025 Projection: 831 (+8.6%)
 Households: 298
 Avg. HH Income: \$93,185
 Med. HH Income: \$68,146

Sources:
 2020 Claritas Estimate
 August 2020
 TN Department of Labor

Top Ranked Schools

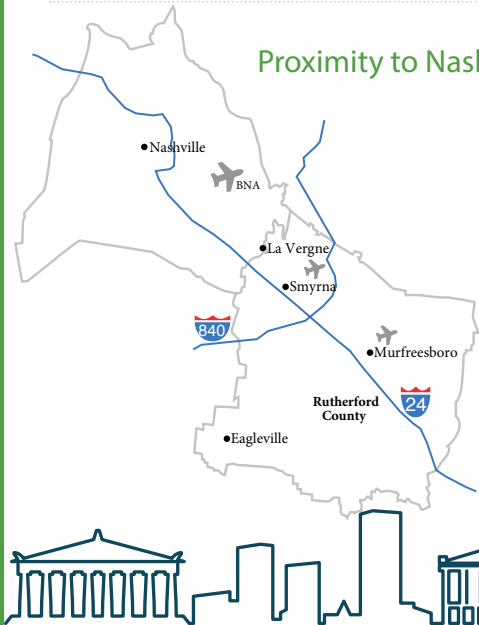
- 5th Best High School in the US (Central Magnet)
- 95% Graduation Rate
- Higher Ed Enrollment:
[MTSU: 22,000](#)
[Motlow: 3,000](#)
[TCAT: 540](#)



Regional Healthcare Destination

- Servicing infants to seniors
- 5 hospital expansions since 2018

Proximity to Nashville



Low Cost of Living

No State or Local Tax on Wages, Salaries, or Estates




2019 Average Home Sale Price: \$292,742
 -Red Report

TN ranked #1 for Business Climate in 2019
 -Business Facilities



30 Minutes to Downtown

- 3 Professional Sports Teams
- World-renowned Music Venues like Ryman Auditorium, Grand Ole Opry House, and Bluebird Cafe
- TN State Capitol
- Nashville International Airport (BNA)



Recent Additions



Manufacturing Expansion
 Auto supplier expands injection molding production line in Murfreesboro, adding 300 new jobs.



Maintenance & Repair Operation
 Stevens Aerospace relocates from Nashville to Smyrna Airport adding 100 new jobs.



R&D and Manufacturing Operation
 Hunter Fan Company relocates it's commercial division to Smyrna adding 40 new jobs.

Labor Force At-A-Glance

| | Tennessee | Nashville MSA | County |
|----------------------|-----------|---------------|---------|
| Labor Force | 3,381,884 | 1,094,834 | 185,444 |
| Unemployment Rate | 8.6% | 8.3% | 7.5% |
| Available Labor Pool | 289,511 | 90,660 | 13,982 |